


CNC - A/DF - P40(S) + RTC (L) 40 MAXI LUG CAP LINE



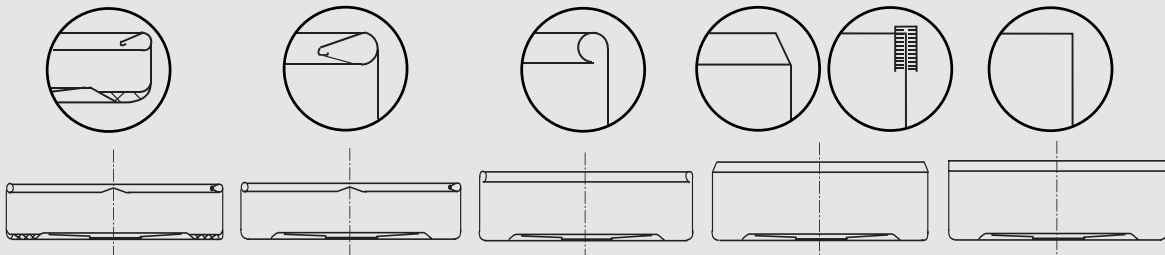
- Material**
- Tinplate
 - DR-TFS
 - 0,14+
- Capacity**
- up to 1.600 caps/min.
- Tooling**
- up to 8-out

- Changeover Time**
- < 6 hours incl. tool change
- Belt transfer system**
- Optional:
- integrated cleaning
 - integrated lining


- Hydraulic overload safety device
- Playfree preloaded antifriction roller guidance
- Crankshaft on roller bearings



LINE ← LUG ← CURL ← COAX ← CLEAN ← SHELL ← SHEET



**CURLING, LUGGING, LINING PRESS RTC(L)40
MAXI LUG CAP LINE**



TECHNICAL DATA

TYPE:	RTC(L) 40
CAPACITY:	40 t
STROKE LENGTH:	150 mm
VARIABLE SPEED MAX:	100 - 200 spm
MAIN DRIVE:	15 kW
DRIVE:	DIRECT
TOOLING:	up to 8-out
CAP DIAMETER:	30 mm - 115 mm 1.18 inch - 4.53 inch

