

CNC - A/DF-P35d + RTC (L) 35 MIDI LUG CAP LINE


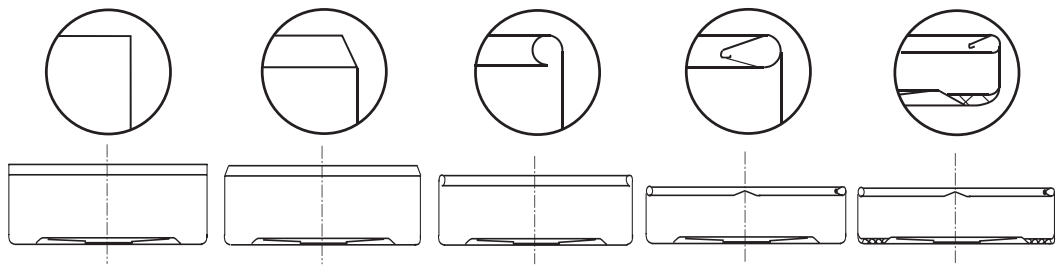
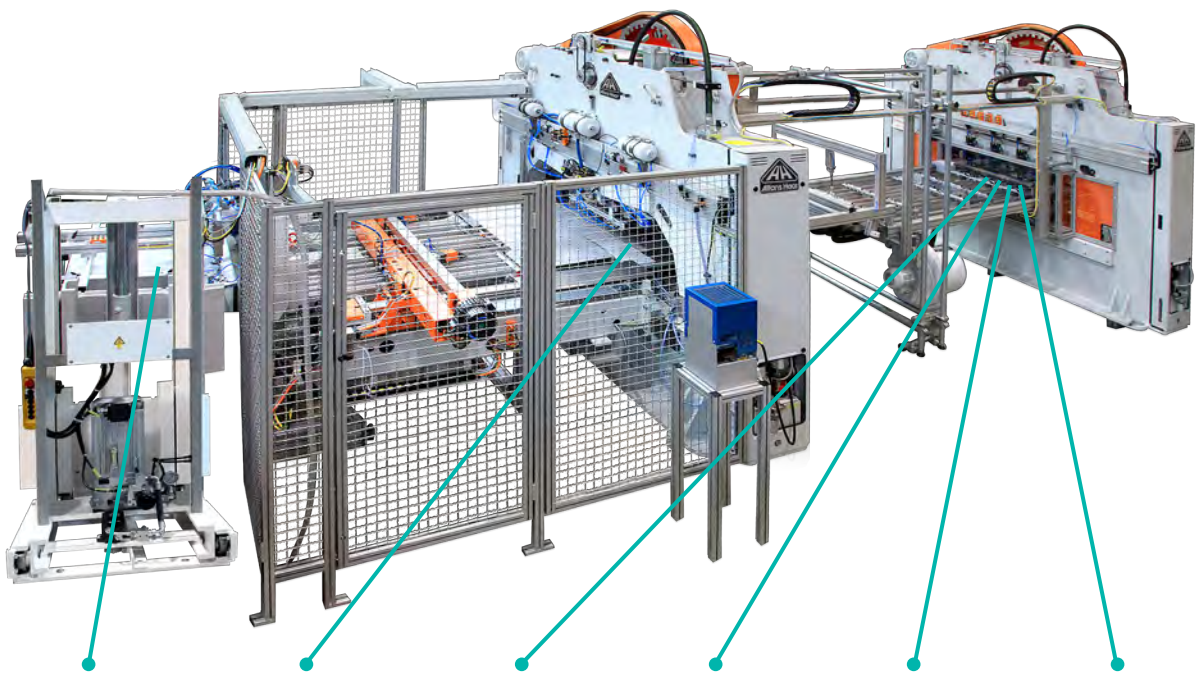


- MATERIAL**
- Tinplate
 - DR-TFS
 - 0,14+

- CAPACITY**
- up to 1200 cans/min

- TOOLING**
- up to 6-out
 - Changeover Time < 3 hours incl. tool change

- Belt transfer system, integrated cleaning, integrated lining
- Hydraulic overload safety device
- Playfree preloaded antifriction roller guidance



CURLING, LUGGING, LINING PRESS RTC (L)35 MIDI LUG CAP LINE



TECHNICAL DATA

TYPE:	RTC (L) 35
CAPACITY:	35 t
STROKE LENGTH:	120 mm
SPEED MAX:	220 rpm
MAIN DRIVE:	20 kW
DRIVE:	DIRECT
TOOLING:	up to 6-out
CAP DIAMETER:	30 mm - 82 mm 1.18 inch - 3.23 inch

